


Demographics

Poll | 7 questions | 70 of 84 (83%) participated

1. Which of the following do you identify as? Check ALL that apply.
(Multiple Choice) *

70/70 (100%) answered

Recovery community center (RCC) participant (2/70) 3%




Recovery community center (RCC) staff / leader (16/70) 23%



Clinician (8/70) 11%




Prescriber (of medications for opioid use disorder) (1/70) 1%




Recovery support staff / peer worker / volunteer (23/70) 33%



Scientist (including scientists in training) (20/70) 29%



Recovery advocate (21/70) 30%




Demographics

Poll | 7 questions | 70 of 84 (83%) participated


Clinician (8/70) 11%



Prescriber (of medications for opioid use disorder) (1/70) 1%



Recovery support staff / peer worker / volunteer (23/70) 33%




Scientist (including scientists in training) (20/70) 29%



Recovery advocate (21/70) 30%



Healthcare decision maker (e.g., hospital leadership, dep... (10/70) 14%



Person with lived experience (regarding recovery) (25/70) 36%



None of the above (7/70) 10%




Demographics

Poll | 7 questions | 70 of 84 (83%) participated

2. What is your gender? Select one. (Single Choice) *

70/70 (100%) answered


Male (28/70) 40%




Female (42/70) 60%



Transgender Male to Female (0/70) 0%



Transgender Female to Male (0/70) 0%



Other (0/70) 0%




Demographics

Poll ended | 7 questions | 70 of 86 (81%) participated

3. What is your race? Select ALL that apply. (Multiple Choice) *

70/70 (100%) answered

American Indian or Alaskan Native (1/70) 1%



Asian (5/70) 7%



Black or African American (13/70) 19%



Native Hawaiian or Other Pacific Islander (0/70) 0%



White or Caucasian (43/70) 61%



Other (12/70) 17%



Demographics

Poll ended | 7 questions | 70 of 86 (81%) participated

4. Do you identify as Hispanic or Latino? (Single Choice) *

70/70 (100%) answered

No, not Hispanic or Latino (48/70) 69%



Yes, Hispanic or Latino (22/70) 31%


5. Should RCCs be held more accountable for providing services in the appropriate languages of their community? (Single Choice) *

70/70 (100%) answered

Yes (67/70) 96%



No (3/70) 4%



Demographics

Poll ended | 7 questions | 70 of 86 (81%) participated


6. Should funding agencies of RCCs increase dedicated budgets for enabling RCCs to be culturally and linguistically welcoming? (Single Choice) *

70/70 (100%) answered

Yes (66/70) 94%



No (4/70) 6%



Demographics

Poll ended | 7 questions | 70 of 86 (81%) participated

7. What formal systems should be put into place to ensure cultural and linguistic compliance at RCCs? Check ALL that apply: (Multiple Choice) *

70/70 (100%) answered

